



Emergency Medical Services Committee  
Wednesday, November 12, 2025  
Agenda

Call to Order

Check for Quorum

Welcome Mayor's Emerging Leaders

Public Comments – Limited to Agenda Items

Approval of Minutes:        October 14, 2025

Agenda:

- Maintenance Report
- Response Report
- Financial Report

Other Business:

Next Meeting:        December 9, 2025

Adjourn:

# EMS Maintenance Report

## For the Month October

### 2025

<b>(5658GG) 2020 F-450 #95 VIN# 1FDUF4GN9LDA05876</b>					
Date	Sept. Mileage	Oct. Mileage	Description of Work Performed	Total Cost	Total this FY
7/17/2025	87,874	87,888	Serviced, AC repaired & serviced	\$250.97	
			<b>Total Monthly Cost:</b>	<b>\$250.97</b>	<b>\$250.97</b>
<b>(5674GG) 2020 F-450 #96 VIN# 1FDUF4GN3LDA07073</b>					
Date	Sept. Mileage	Oct. Mileage	Description of Work Performed	Total Cost	Total this FY
8/8/2025	100,046	101,454	Electrical charging system troubleshooting	\$785.92	
10/1/2025			Serviced, inspected and replaced 1 tire	\$96.94	
			<b>Total Monthly Cost:</b>	<b>\$882.86</b>	<b>\$1,627.36</b>
<b>(5673GG) 2020 F-450 #98 VIN# 1FDUF4GN1LDA07072</b>					
Date	Sept. Mileage	Oct. Mileage	Description of Work Performed	Total Cost	Total this FY
9/19/2025	148,547	151,095	Replaced water pump & thermostat	\$357.95	
			<b>Total Monthly Cost:</b>	<b>\$357.95</b>	<b>\$357.95</b>
<b>(7235GG) 2020 F-450 #99 VIN# 1FDUF4GNXLDA11668</b>					
Date	Sept. Mileage	Oct. Mileage	Description of Work Performed	Total Cost	Total this FY
7/3/2025	132,192	132,220	Power steering hose leak repaired	\$49.20	
7/2/2025			Rear A/C compressor repaired	\$117.42	
9/4/2025			Front end suspension work	\$409.40	
			<b>Total Monthly Cost:</b>	<b>\$576.02</b>	<b>\$719.97</b>
<b>(7236GG) 2020 F-450 #01 VIN# 1FDUF4GN1LDA11669</b>					
Date	Sept. Mileage	Oct. Mileage	Description of Work Performed	Total Cost	Total this FY
9/19/2025	98,517	100,350	Service,Powersteering pump and brake fault switch replaced	\$341.17	
			<b>Total Monthly Cost:</b>	<b>\$341.17</b>	<b>\$341.17</b>
<b>(3681GH) 2022 F-450 #02 VIN# 1FDUF4GN7NDA01540</b>					
Date	Sept. Mileage	Oct. Mileage	Description of Work Performed	Total Cost	Total this FY
8/29/2025	78,882	79,009	Serviced & inspected	\$71.96	
			<b>Total Monthly Cost:</b>	<b>\$71.96</b>	<b>\$131.96</b>

# EMS Maintenance Report

## For the Month October

### 2025

<b>(3693GH) 2022 F-450 #03 VIN# 1FDUF4GN9NDA01541</b>					
Date	Sept. Mileage	Oct. Mileage	Description of Work Performed	Total Cost	Total this FY
7/15/2025	91,488	93,471	Batteries replaced	\$359.49	
7/8/2025			Powersteering boost assembly replaced & spark plug wires	\$515.27	
7/2/2025			Serviced & inspected	\$93.36	
			<b>Total Monthly Cost:</b>	<b>\$968.12</b>	<b>\$1,028.12</b>
<b>(7783GH) 2022 F-450 #04 VIN# 1FDUF4GN8NDA16502</b>					
Date	Sept. Mileage	Oct. Mileage	Description of Work Performed	Total Cost	Total this FY
7/11/2025	75,159	77,446	Transmission pan gasket replaced	\$287.22	
9/12/2025			Serviced & inspected	\$71.96	
			<b>Total Monthly Cost:</b>	<b>\$359.18</b>	<b>\$359.18</b>
<b>(9360GH) 2022 F-450 #05 VIN# 1FDUF4GNXNDA16503</b>					
Date	Sept. Mileage	Oct. Mileage	Description of Work Performed	Total Cost	Total this FY
7/30/2025	98,841	99,083	Serviced & inspected	\$93.36	
7/10/2025			Coolant hose and A/C line replaced	\$485.64	
			<b>Total Monthly Cost:</b>	<b>\$579.00</b>	<b>\$579.00</b>
<b>(9398GH) 2022 F-450 #06 VIN# 1FDUF4GN1NDA16504</b>					
Date	Sept. Mileage	Oct. Mileage	Description of Work Performed	Total Cost	Total this FY
	72,970		OOS @ Jenkins & Wynne		
8/29/2025			Serviced & inspected	\$71.96	
9/15/2025			Replaced drivers side mirror assembly	\$1,263.36	
			<b>Total Monthly Cost:</b>	<b>\$1,335.32</b>	<b>\$1,335.32</b>
<b>(9409GH) 2022 F-450 #07 VIN# 1FDUF4GN3NDA16505</b>					
Date	Sept. Mileage	Oct. Mileage	Description of Work Performed	Total Cost	Total this FY
9/11/2025	45,469	47,076	Serviced, inspected and replaced air filter	\$84.35	
10/30/2025			Dismount, mount and balance tires x 4	\$120.00	
			<b>Total Monthly Cost:</b>	<b>\$204.35</b>	<b>\$397.65</b>
<b>(7694-GE) 2023 F-450 #08 VIN# 1FDUF4GNXPED04633</b>					
Date	Sept. Mileage	Oct. Mileage	Description of Work Performed	Total Cost	Total this FY
	17,660	18,976			
			<b>Total Monthly Cost:</b>	<b>\$0.00</b>	<b>\$120.00</b>

# EMS Maintenance Report

## For the Month October

### 2025

<b>(7691-GE) 2023 F-450 #09 VIN# 1FDUF4GN1PED04634</b>					
Date	Sept. Mileage	Oct. Mileage	Description of Work Performed	Total Cost	Total this FY
7/21/2025	29,082	30,481	Tire replaced	\$69.80	
8/14/2025			Serviced & inspected	\$119.01	
			<b>Total Monthly Cost:</b>	<b>\$188.81</b>	<b>\$188.81</b>
<b>(0343-GE) 2023 F-450 #10 VIN# 1FDUF4GN3PED04635</b>					
Date	Sept. Mileage	Oct. Mileage	Description of Work Performed	Total Cost	Total this FY
7/21/2025	25,620	27,782	Serviced and front brake pads replaced	\$213.64	
10/27/2025			Dismount, mount and balance tires x 2	\$60.00	
11/4/2025			Dismount, mount and balance tires x 4	\$120.00	
			<b>Total Monthly Cost:</b>	<b>\$393.64</b>	<b>\$393.64</b>
<b>(0342-GE) 2023 F-450 #11 VIN# 1FDUF4GN5PED04636</b>					
Date	Sept. Mileage	Oct. Mileage	Description of Work Performed	Total Cost	Total this FY
7/16/2025	30,090	32,180	Serviced	\$113.55	
9/12/2025			Serviced and replaced front and rear pads	\$325.55	
10/28/2025			Dismount, mount and balance tires x 2	\$60.00	
			<b>Total Montly Cost:</b>	<b>\$499.10</b>	<b>\$659.10</b>
<b>(5798-GC) 2023 F-450 #12 VIN# 1FDUF4GN7PED04637</b>					
Date	Sept. Mileage	Oct. Mileage	Description of Work Performed	Total Cost	Total this FY
8/29/2025	33,116	35,351	Serviced & inspected	\$71.96	
10/2/2025			Serviced, inspected & replaced front & rear brake pads	\$286.88	
			<b>Total Monthly Cost:</b>	<b>\$358.84</b>	<b>\$598.84</b>
<b>(0388GE) 2023 F-450 #13 VIN# 1FDUF4GN9PDA18004</b>					
Date	Sept. Mileage	Oct. Mileage	Description of Work Performed	Total Cost	Total this FY
7/17/2025	26,249	28,558	Serviced & inspected	\$93.36	
7/2/2025			Reac A/C electrical issues repaired	\$137.40	
7/10/2025			A/C circuit board replaced	\$119.80	
8/29/2025			Serviced & inspected	\$71.96	
			<b>Total Monthly Cost:</b>	<b>\$422.52</b>	<b>\$422.52</b>

# EMS Maintenance Report

## For the Month October

### 2025

<b>(5797GC) 2023 F-450 #14 VIN# 1FDUF4GN7PDA18244</b>					
Date	Sept. Mileage	Oct. Mileage	Description of Work Performed	Total Cost	Total this FY
7/21/2025	24,373	28,045	Serviced & inspected	\$106.15	
8/29/2025			Serviced & inspected	\$95.02	
10/2/2025			Serviced and inspected	\$67.12	
Total Monthly Cost:				<b>\$268.29</b>	<b>\$268.29</b>
<b>(7693GE) 2023 F-450 #15 VIN# 1FDUF4GN7PDA18261</b>					
Date	Sept. Mileage	Oct. Mileage	Description of Work Performed	Total Cost	Total this FY
7/17/2025	13,202	15,385	Serviced & inspected	\$86.31	
9/29/2025			Serviced & inspected	\$95.00	
Total Monthly Cost:				<b>\$181.31</b>	<b>\$361.31</b>
<b>(7692GE) 2023 F-450 #16 VIN# 1FDUF4GN4PDA18184</b>					
Date	Sept. Mileage	Oct. Mileage	Description of Work Performed	Total Cost	Total this FY
8/13/2025	11,340	13,371	Serviced & inspected	\$36.12	
Total Monthly Cost:				<b>\$36.12</b>	<b>\$36.12</b>
<b>(2704GF) 2023 F-450 #17 VIN# 1FDUF4GN1PDA18028</b>					
Date	Sept. Mileage	Oct. Mileage	Description of Work Performed	Total Cost	Total this FY
	9,531	11,663			
Total Monthly Cost:				<b>\$0.00</b>	<b>\$0.00</b>
<b>(2706GF) 2023 F-450 #18 VIN# 1FDUF4GN4PDA18007</b>					
Date	Sept. Mileage	Oct. Mileage	Description of Work Performed	Total Cost	Total this FY
8/14/2025	5,432	5,652	Serviced & inspected	\$91.40	
8/4/2025			Reac A/C condensor repaired	\$59.25	
11/3/2025			Dismount/mount & balance tires x 2	\$60.00	
Total Monthly Cost:				<b>\$210.65</b>	<b>\$210.65</b>
<b>(2705GF) 2023 F-450 #19 VIN# 1FDUF4GN9RDA04347</b>					
Date	Sept. Mileage	Oct. Mileage	Description of Work Performed	Total Cost	Total this FY
	3,191		OOS @ Select Tech		
Total Monthly Cost:				<b>\$0.00</b>	<b>\$0.00</b>

# EMS Maintenance Report For the Month October 2025

<b><i>(2707GF) 2023 F-450 #20 VIN# 1FDUF4GNXRDA04387</i></b>					
Date	Sept. Mileage	Oct. Mileage	Description of Work Performed	Total Cost	Total this FY
	175	2,585			
			Total Monthly Cost:	\$0.00	\$0.00
<b><i>(5672GG) 2023 F-450 #21 VIN# 1FDUF4GN5LDA07074</i></b>					
Date	Sept. Mileage	Oct. Mileage	Description of Work Performed	Total Cost	Total this FY
7/17/2025			Transmission issues/service on P97, was previous chassis	\$139.63	
			Total Monthly Cost:	\$139.63	\$139.63
<b><i>SORT 2 UNIT (GX1067) 2006 F-650 VIN# 3FRNF66F26V317882</i></b>					
Date	Sept. Mileage	Oct. Mileage	Description of Work Performed	Total Cost	Total this FY
9/9/2025	168,065	168,147	Replaced starter and batteries x 2	\$694.54	
			Total Monthly Cost:	\$694.54	\$694.54
<b><i>SORT UNIT (6310-GB) 2012 F-450 VIN# 1FDUF4GT8CEB55275</i></b>					
Date	Sept. Mileage	Oct. Mileage	Description of Work Performed	Total Cost	Total this FY
	218,615	218,615			
			Total Monthly Cost:	\$0.00	\$0.00
<b><i>EMS Logistics (GX1093) 2006 F-150 VIN# 1FTRX14W36NB06008</i></b>					
Date	Sept. Mileage	Oct. Mileage	Description of Work Performed	Total Cost	Total this FY
	204,001	204,094			
			Total Monthly Cost:	\$0.00	\$0.00
<b><i>SORT Command (2826GC) 2015 Chevy 2500HD VIN# 1GC1KUEG3FF552139</i></b>					
Date	Sept. Mileage	Oct. Mileage	Description of Work Performed	Total Cost	Total this FY
	151,925	152,329			
			Total Monthly Cost:	\$0.00	\$0.00
<b><i>EMS Training 2017 Tahoe (5098GE) VIN# 1GNSKFEC8HR326054</i></b>					
Date	Sept. Mileage	Oct. Mileage	Description of Work Performed	Total Cost	Total this FY
	80,605	81,040			
			Total Monthly Cost:	\$0.00	\$0.00

# EMS Maintenance Report

## For the Month October

### 2025

<b>District Reserve Support 1 2019 Tahoe (8531GF) VIN# 1GNSKFEC9KR369762</b>					
Date	Sept. Mileage	Oct. Mileage	Description of Work Performed	Total Cost	Total this FY
	103,441	103,668			
			Total Monthly Cost:	\$0.00	\$0.00
<b>District Reserve Support 2 2020 Tahoe (1106GG) VIN# 1GNSKFEC5LR305168</b>					
Date	Sept. Mileage	Oct. Mileage	Description of Work Performed	Total Cost	Total this FY
7/24/2025	112,235	112,706	Serviced & inspected	\$119.13	
			Total Monthly Cost:	\$119.13	\$119.13
<b>EMS Command 2024 F250 (7166GI) VIN# 1FT7W2BN9REC64013</b>					
Date	Sept. Mileage	Oct. Mileage	Description of Work Performed	Total Cost	Total this FY
	21,852	23,110			
			Total Monthly Cost:	\$0.00	\$0.00
<b>EMS District 1 2024 F250 (1000GJ) VIN# 1FT7W2BNXREF19252</b>					
Date	Sept. Mileage	Oct. Mileage	Description of Work Performed	Total Cost	Total this FY
	8,580	10,797			
			Total Monthly Cost:	\$0.00	\$0.00
<b>EMS District 2 2024 F250 (1001GJ) VIN# 1FT7W2BN8REF17631</b>					
Date	Sept. Mileage	Oct. Mileage	Description of Work Performed	Total Cost	Total this FY
8/8/2025	9,996	11,741	Drivers mirror light replaced	\$178.17	
7/24/2025			Serviced & inspected	\$86.35	
9/15/2025			Service, inspected and rotated tires	\$67.82	
			Total Monthly Cost:	\$332.34	\$332.34
<b>EMS District 3 2024 F250 (2252GJ) VIN# 1FT7W2BNXREF18053</b>					
Date	Sept. Mileage	Oct. Mileage	Description of Work Performed	Total Cost	Total this FY
7/30/2025	11,148	13,845	Serviced & inspected	\$93.36	
9/16/2025			Serviced & inspected	\$71.96	
			Total Monthly Cost:	\$165.32	\$165.32
<b>EMS Communications 2014 F-150 (2830-GC) VIN# 1FTFX1EFXEKG51608</b>					
Date	Sept. Mileage	Oct. Mileage	Description of Work Performed	Total Cost	Total this FY
	76,606	76,960			
			Total Monthly Cost:	\$0.00	\$0.00

# EMS Maintenance Report

## For the Month October

### 2025

<b>EMS Chief 2022 Ford F-350 (7304GH) VIN# 1FT8W3BT6NEE22035</b>					
Date	Sept. Mileage	Oct. Mileage	Description of Work Performed	Total Cost	Total this FY
	29,267	30,005			
			Total Monthly Cost:	\$0.00	\$0.00
<b>Operations Asst. Chief 2024 F250 (7167GI) VIN# 1FT7W2BN4REC62461</b>					
Date	Sept. Mileage	Oct. Mileage	Description of Work Performed	Total Cost	Total this FY
7/22/2025	20,828	21,787	Serviced & inspected	\$89.23	
			Total Monthly Cost:	\$89.23	\$333.18
<b>Administration Asst. Chief 2021 Expedition (1934GH) VIN# 1FMJU1JT1MEA59232</b>					
Date	Sept. Mileage	Oct. Mileage	Description of Work Performed	Total Cost	Total this FY
9/30/2025	29,400	29,780	Serviced & inspected	\$88.28	
			Total Monthly Cost:	\$88.28	\$88.28
<b>Fleet/Facilities Manager (9423-GH) 2023 International CV515 VIN# 1HTKTSWK9PH149753</b>					
Date	Sept. Mileage	Oct. Mileage	Description of Work Performed	Total Cost	Total this FY
7/23/2025	40,991	42,060	Serviced & inspected	\$113.58	
			Total Monthly Cost:	\$113.58	\$247.58
<b>Facilities (7154-GI) 2023 Chevy Express 2500 Van VIN# 1GCWGAFP7P1234883</b>					
Date	Sept. Mileage	Oct. Mileage	Description of Work Performed	Total Cost	Total this FY
	27,426	28,775			
			Total Monthly Cost:	\$0.00	\$0.00
<b>EMS Utility (5170-GA) 2012 F-450 FLEET/FACILITIES VIN# 1FDUF4GT4CEA71907</b>					
Date	Sept. Mileage	Oct. Mileage	Description of Work Performed	Total Cost	Total this FY
	261,788	261,788			
			Total Monthly Cost:	\$0.00	\$0.00
<b>2004 John Deere 6X4 UTV</b>					
Date	Sept. Mileage	Oct. Mileage	Description of Work Performed	Total Cost	Total this FY
			Total Monthly Cost:	\$0.00	\$0.00



# EMS Maintenance Report

## For the Month October

### 2025

<b>2016 Polaris 800 6X6 UTV VIN# 4XARAA761GT734036</b>					
Date	Sept. Mileage	Oct. Mileage	Description of Work Performed	Total Cost	Total this FY
			Total Monthly Cost:	\$0.00	\$0.00
<b>2024 Polaris 1000 4x4 UTV Vin# 4XARSE99XR8453791</b>					
Date	Sept. Mileage	Oct. Mileage	Description of Work Performed	Total Cost	Total this FY
			Total Monthly Cost:	\$0.00	\$0.00
<b>AMBU-BUS VIN# 1BAAKCSA7TF070743</b>					
Date	Sept. Mileage	Oct. Mileage	Description of Work Performed	Total Cost	Total this FY
	201,319	201,319			
			Total Monthly Cost:	\$0.00	\$0.00
<b>Totals</b>					
Parts Cost	July	\$3,507.44		Month Total	Grand Total FY
	August	\$55.64		\$10,228.23	\$12,507.93
	September	\$1,690.42			
	October	\$99.73	Allocated Funding	\$105,500.00	
	November		Total FY 2024-2025 Expenditures Incl Parts	\$17,861.16	
	December		Remaining Fund Balance	\$87,638.84	
	January		Percentage of Budget Exhausted	17%	
	February		Percentage of Budget Remaining	83%	
	March				
	April				
	May				
	June				
Total FY 25-26		\$5,353.23			



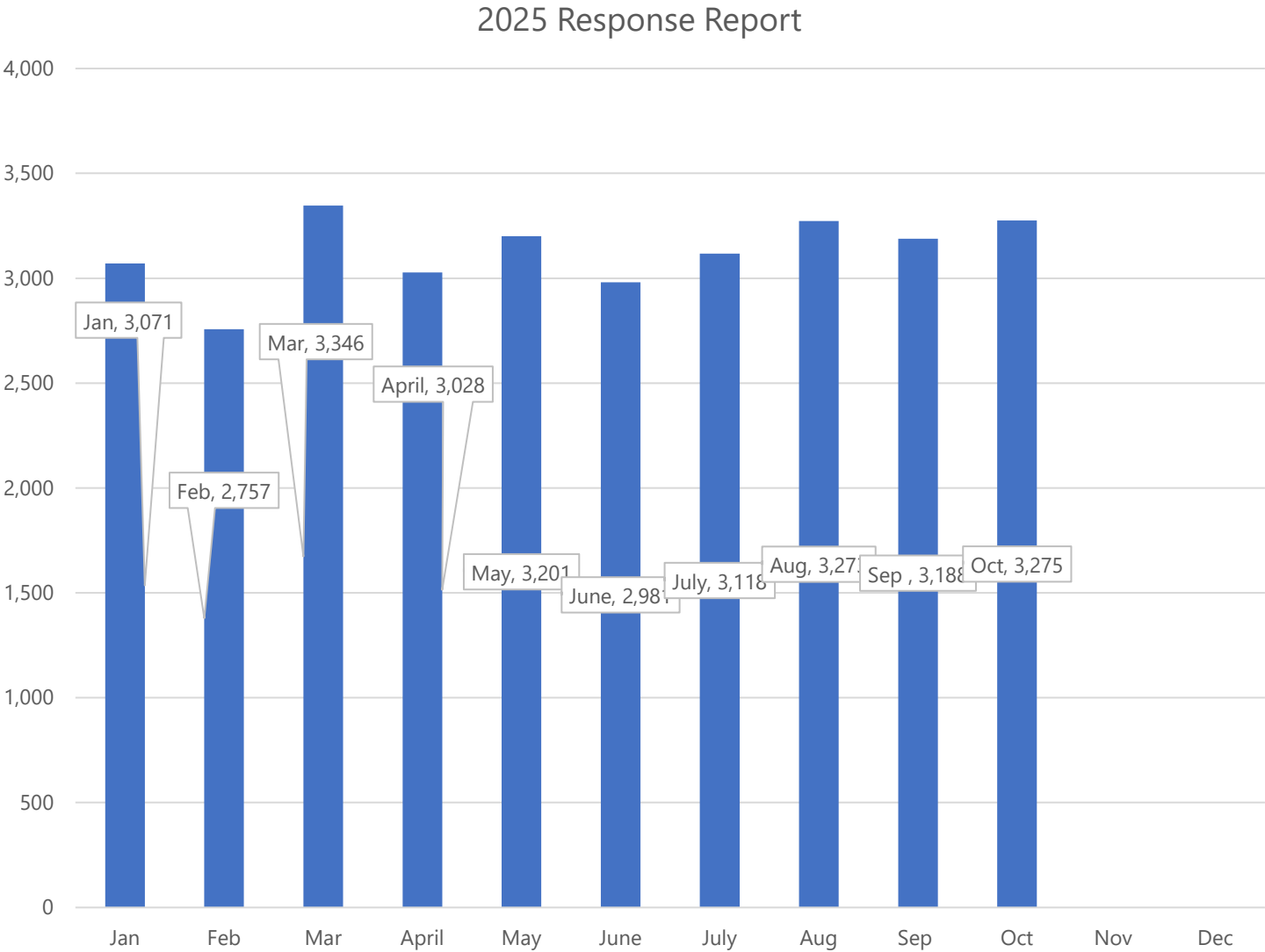
# EMS Response Report for October 2025

A creative way to visually report EMS  
Data.

# 2025 EMS Monthly Response Report

Total call volume by month:

- January 3071
- February 2757
- March 3346
- April 3028
- May 3201
- June 2981
- July 3118
- August 3273
- September 3188
- October 3275

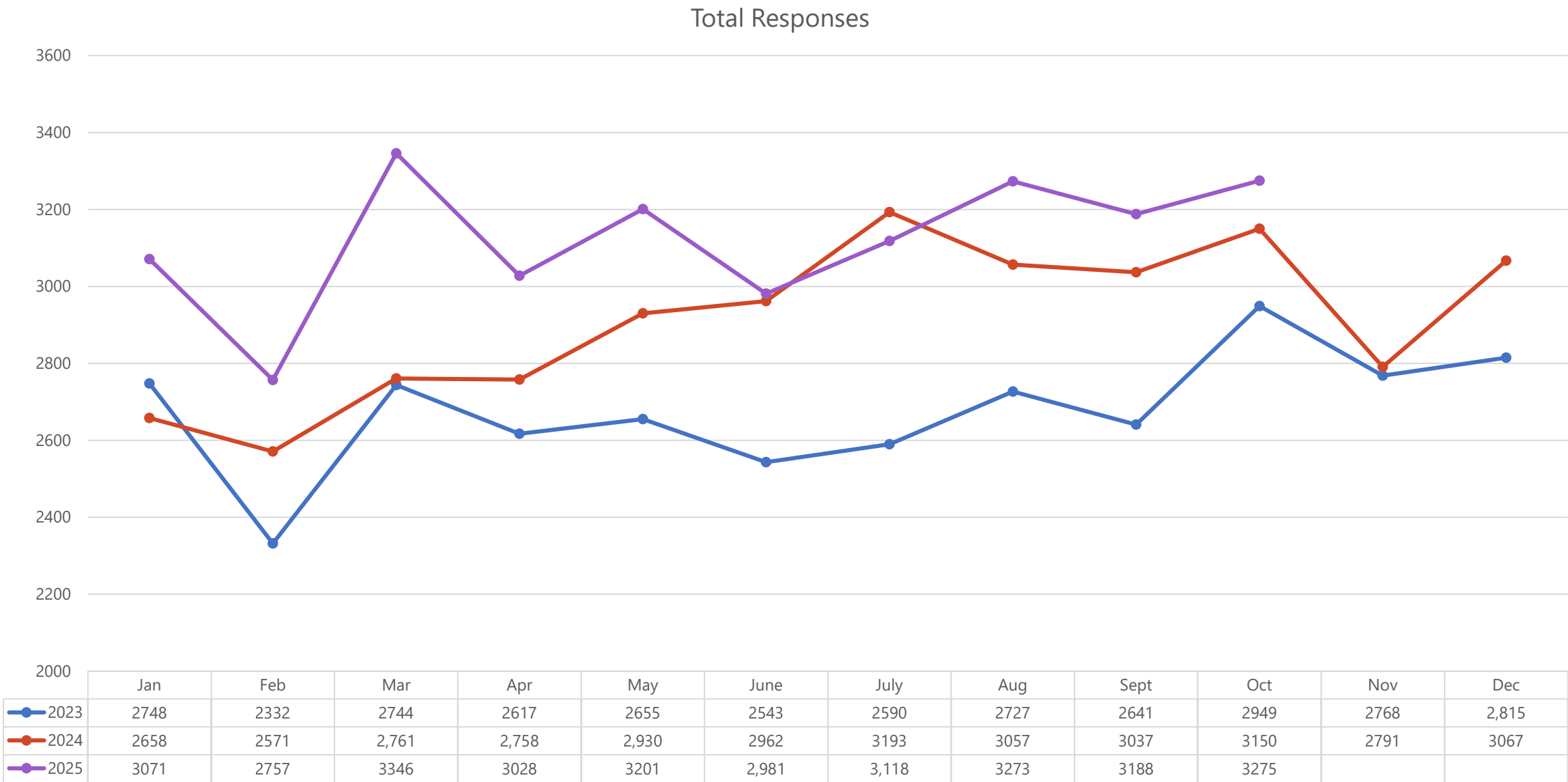


# Historical Response Data

Yearly Responses

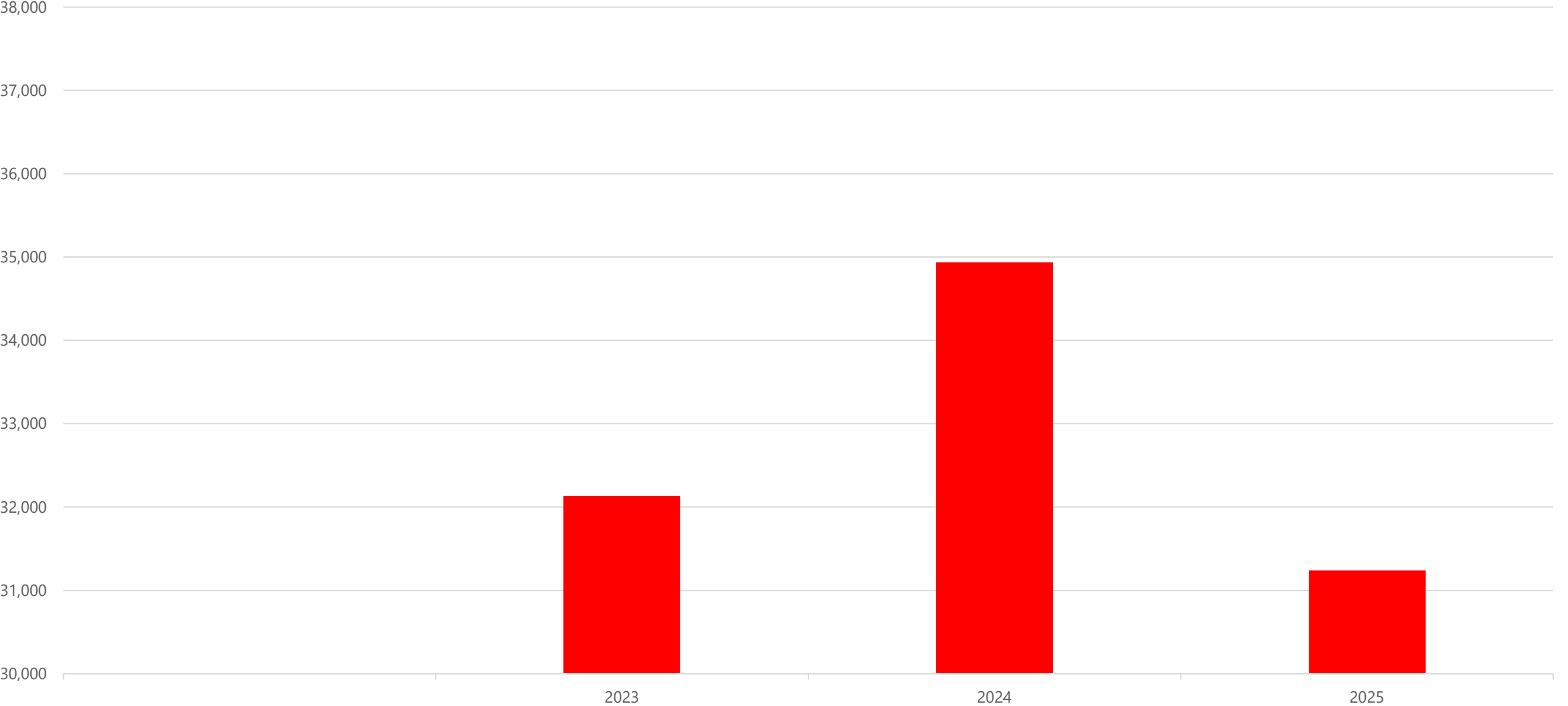


# Total Responses for 2023, 2024 and 2025 Comparison



# Total Annual Responses for Past 3 Years

Total Annual Calls



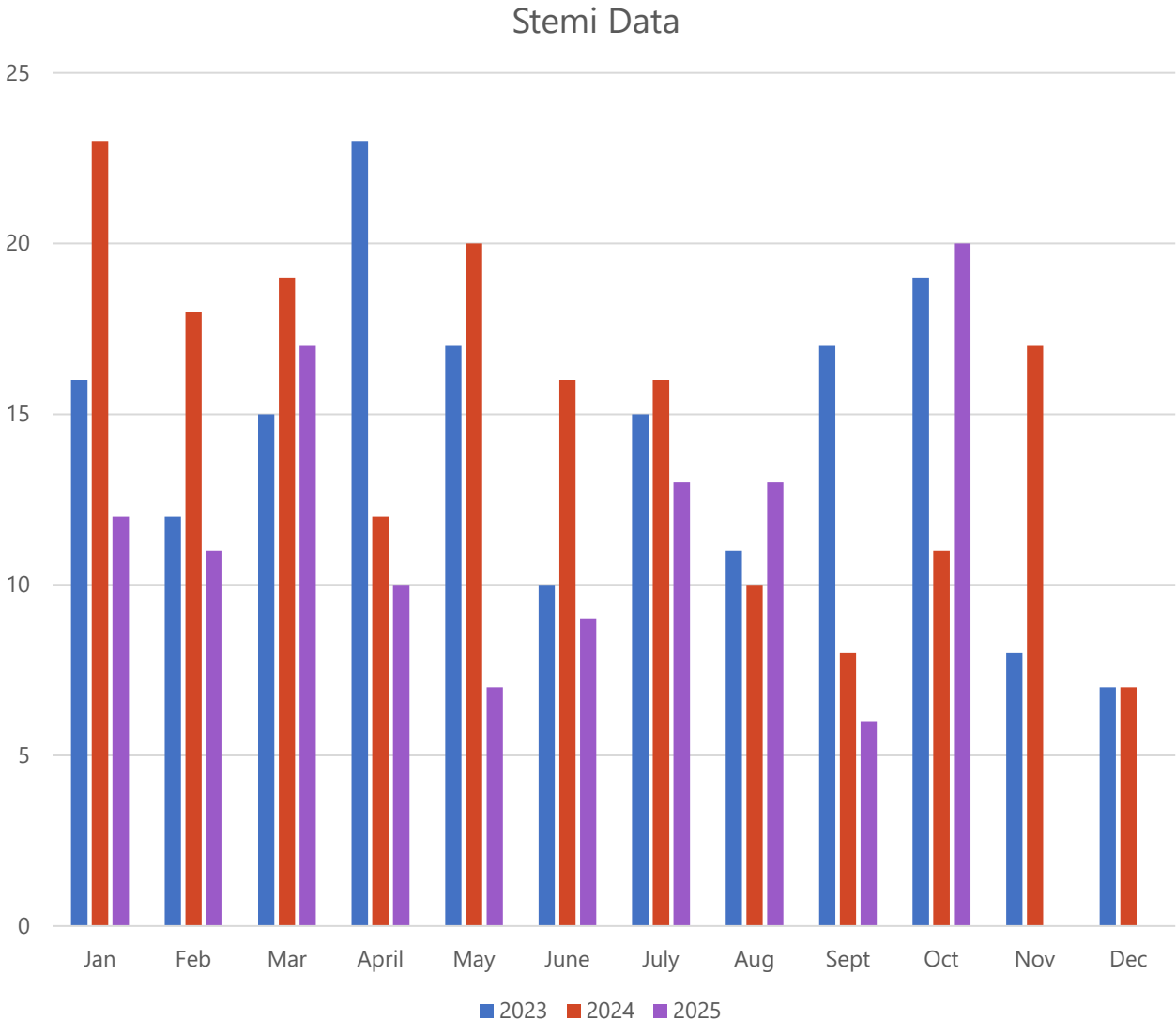
# Clinical Reports



## STEMI Report

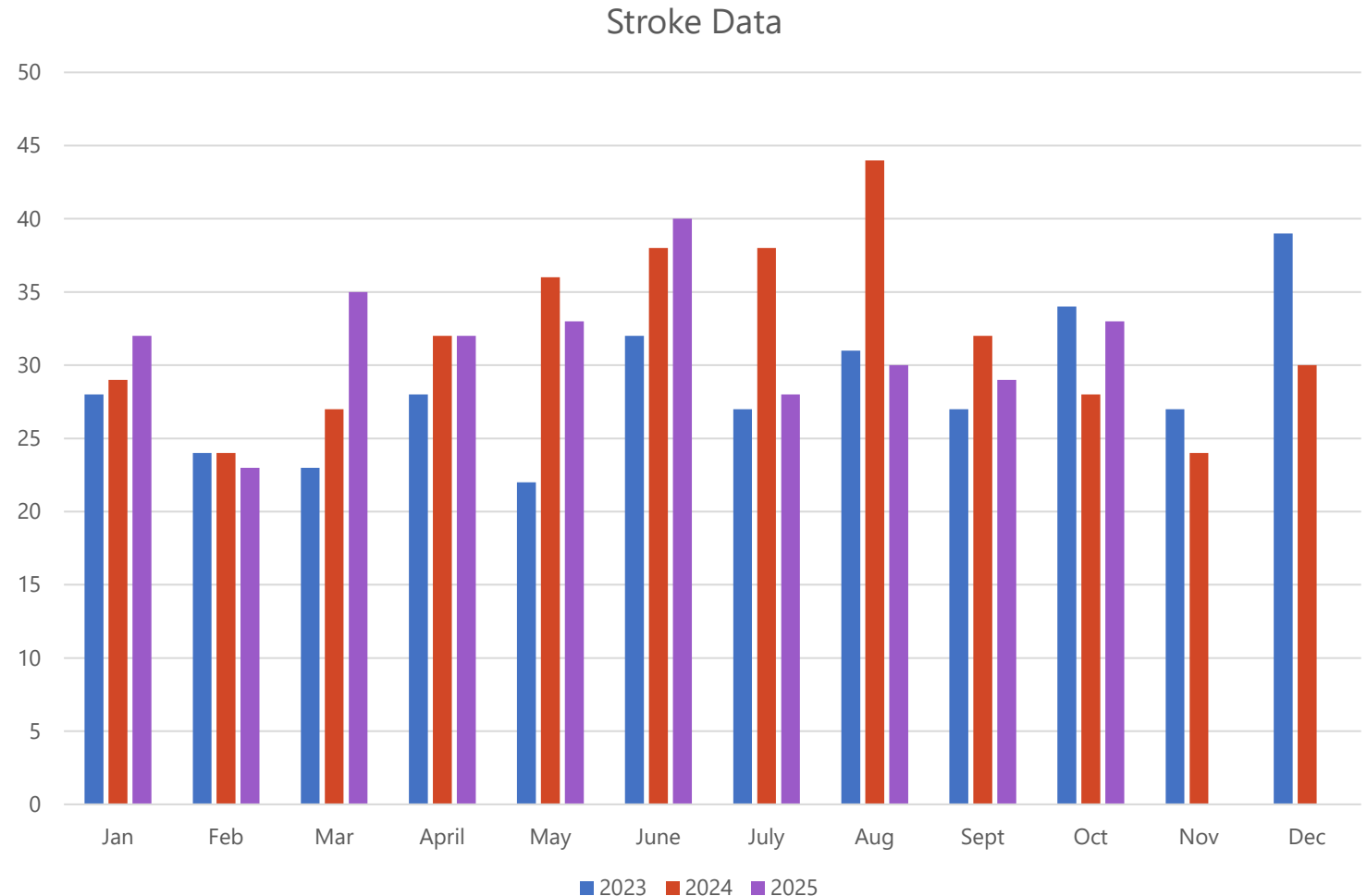
STEMI is defined as a **ST** segment **E**levation on our cardiac monitor.

Also known as a **M**yocardial **I**nfarction, or an active heart attack.



# Clinical Reports Continued

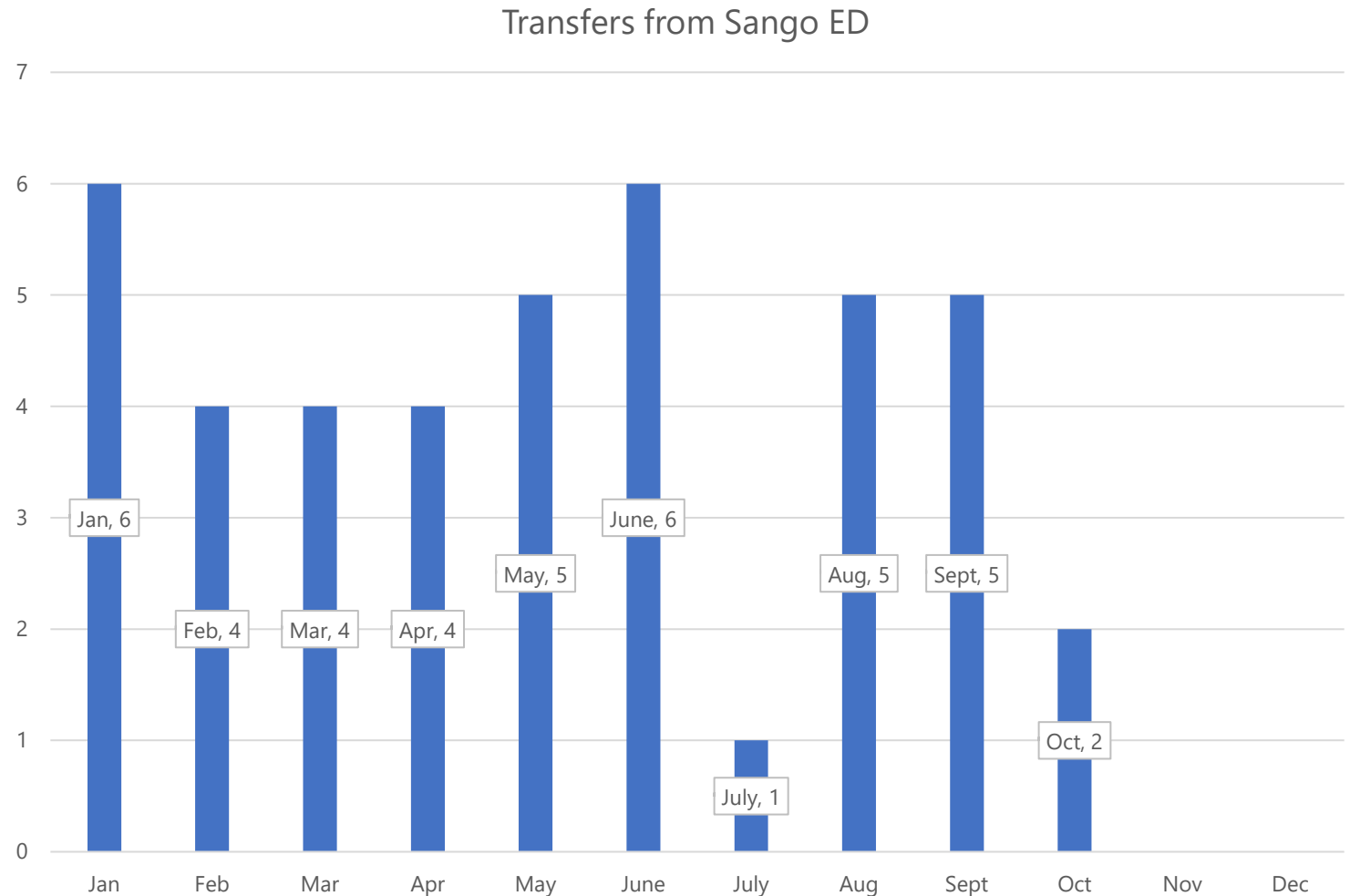
- **Cerebral Vascular Accident**
- CVA is a Stroke: A Stroke is when a portion of the brain is not receiving blood flow.
- The majority of Strokes are caused by occlusions or blood clots in a similar mechanism as a heart attack.





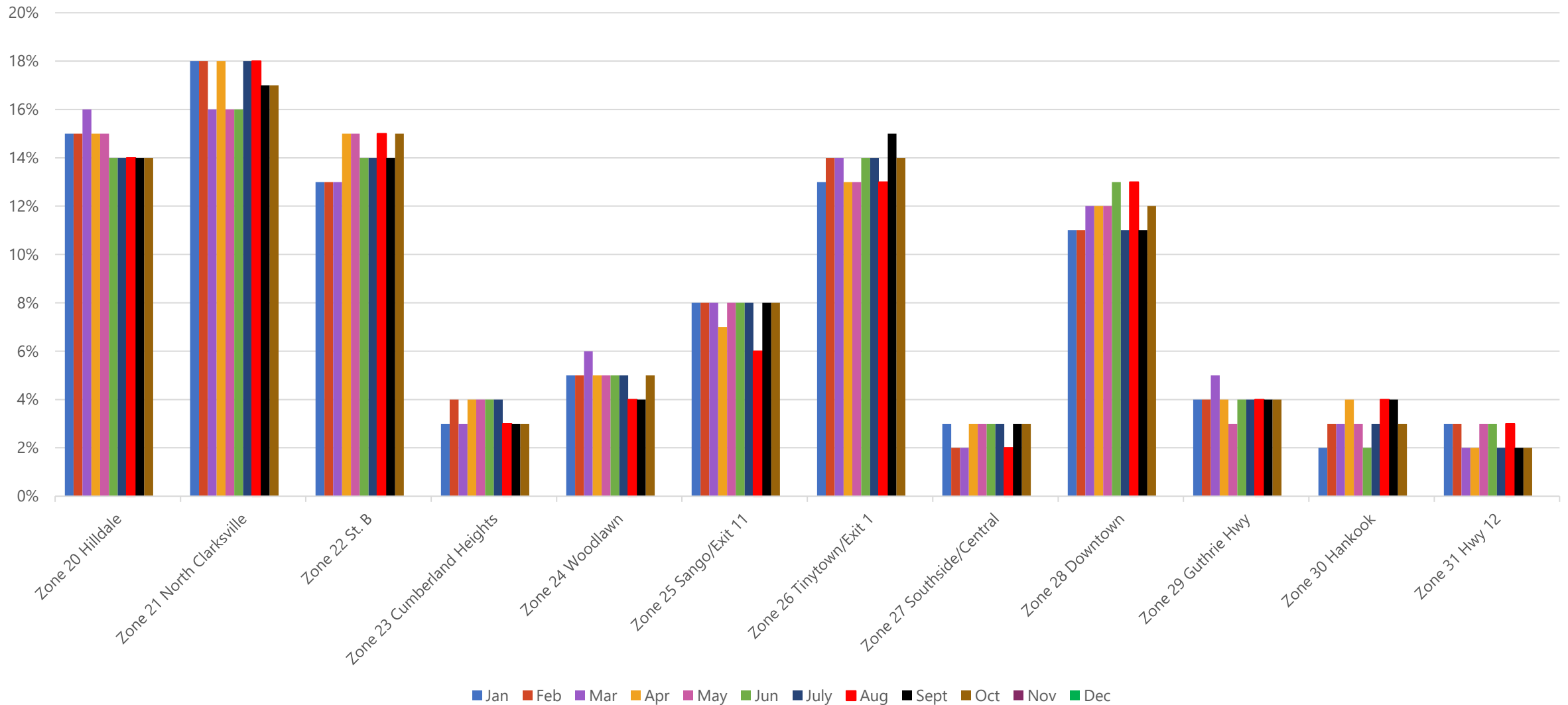
# Transfers from Sango Emergency Department

- Transfers from Sango ED occur when no other resource is available, and the patient meets established clinical criteria for an immediate transfer to the main facility or a higher level of care at a Nashville facility.
- Examples:
  - Needing flight
  - STEMI
  - Emergent OB
  - Emergent Surgery



# 2025 Zone Responses

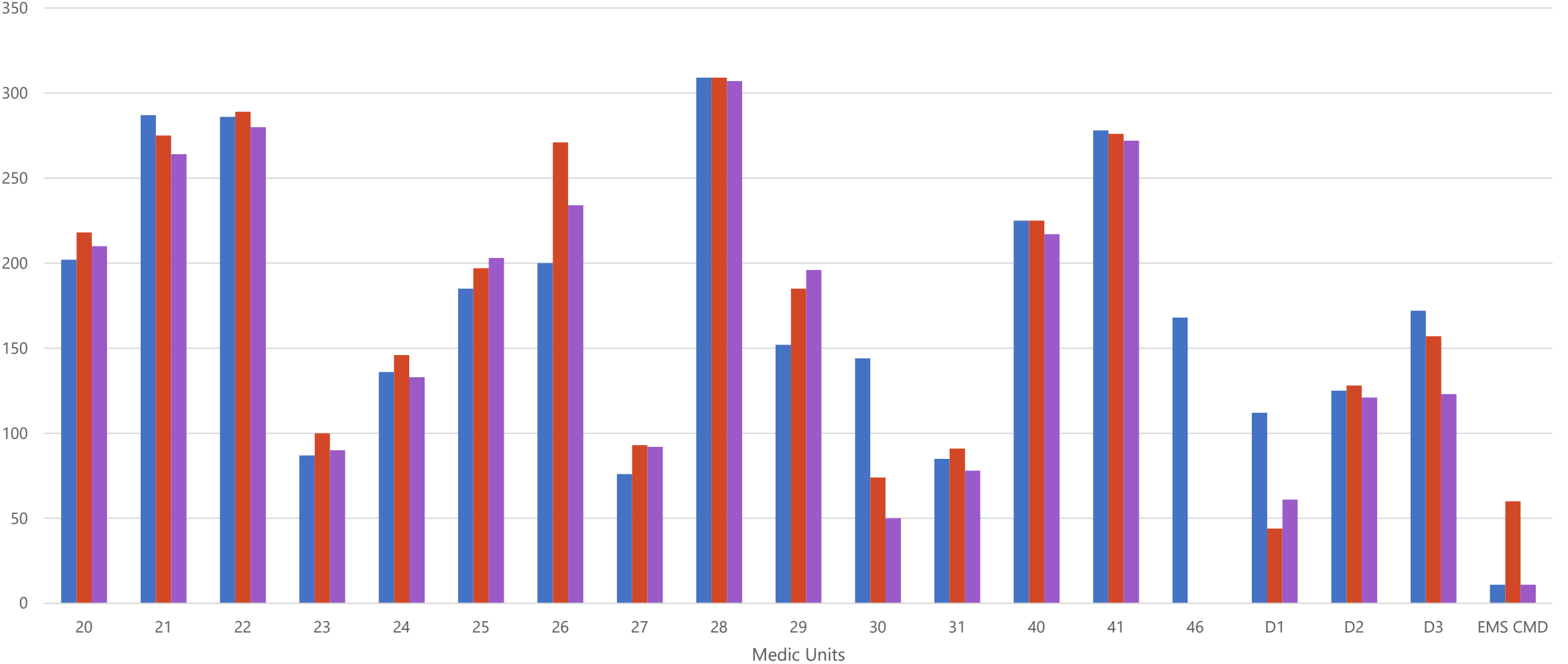
2025 Zone Response Percentages



# Total Responses by Units

Calls Per Unit

Oct-25   Oct-24   Oct-23



# Other Monthly Statistics/Information

---

- 30 Coroner Cases worked for the month
- Celebrated Paramedic Kevin Hoffman's retirement
- Provided standby coverage for a cross-country race at Weakley park
- Provided standby coverage for Clarksville Hispanic Festival
- Finalized contract with EMS bad debt collections agency
- Participated in a touch a truck event for Habitat for Humanity
- Participated in a rescue ready event at Tennova ED for the community
- Participated in a touch a truck event at East Montgomery Elem School
- Participated in a touch a truck event at Rotary Park
- Provided standby coverage for Fright on Franklin
- Gifted a donation to Faith Cancer Care Foundation from the proceeds of Breast Cancer Awareness month t-shirt uniform month
- Participated in a touch a truck event at Minglewood Elem School
- Took delivery of new radio equipment for upgrade to the TACN system
- Provided standby coverage for 27 middle/high school football games
- AEMT Class started with 12 students
- Working with APSU to further the EMS education program by incorporating a Paramedic program as well.
- Responded to 0 ATV accidents. No exact filter to list a golf cart for reporting.
- Current Openings: 0



Montgomery County Emergency Medical Services Financial Report for the Month  
of: October 2025

Total Charges		Total Collections					
	Total Amount Charged	Private Pay	Insurance	Medicaid	Medicare	Tennova	Total Collection By Month
Jul	\$1,341,162.39	\$48,917.82	\$232,079.57	\$75,088.13	\$281,258.40	\$0.00	\$637,343.92
Aug	\$1,270,527.67	\$38,161.97	\$232,142.18	\$209,896.92	\$294,186.63	\$10,632.80	\$785,020.50
Sep	\$1,341,200.95	\$33,196.21	\$216,385.18	\$71,029.82	\$261,636.57	\$3,042.88	\$585,290.66
Oct	\$1,271,335.83	\$52,926.07	\$266,121.67	\$141,719.76	\$297,570.87	\$0.00	\$758,338.37
Nov							\$0.00
Dec							\$0.00
Jan							\$0.00
Feb							\$0.00
Mar							\$0.00
Apr							\$0.00
May							\$0.00
Jun							\$0.00
<b>Total</b>	<b>\$5,224,226.84</b>	<b>\$173,202.07</b>	<b>\$946,728.60</b>	<b>\$497,734.63</b>	<b>\$1,134,652.47</b>	<b>\$13,675.68</b>	<b>\$2,765,993.45</b>

Credit Bureau		Contractual Writeoffs				
	Placements	Collections	Insurance	Medicaid	Medicare	Total
Jul	\$211,525.00	\$12,136.00	\$68,387.42	\$108,232.12	\$315,233.37	\$491,852.91
Aug	\$240,121.00	\$6,354.00	\$44,372.43	\$105,368.02	\$274,545.49	\$424,285.94
Sep	\$251,485.00	\$12,019.00	\$45,331.86	\$114,218.33	\$255,435.35	\$414,985.54
Oct	\$0.00	\$8,673.00	\$42,387.76	\$104,843.97	\$259,473.40	\$406,705.13
Nov						\$0.00
Dec						\$0.00
Jan						\$0.00
Feb						\$0.00
Mar						\$0.00
Apr						\$0.00
May						\$0.00
Jun						\$0.00
<b>Total</b>	<b>\$703,131.00</b>	<b>\$39,182.00</b>	<b>\$200,479.47</b>	<b>\$432,662.44</b>	<b>\$1,104,687.61</b>	<b>\$1,737,829.52</b>

Projected Collections **\$7,600,000.00**  
YTD Collections **\$2,765,993.45**  
Projection Remaining **\$4,834,006.55**  
% of FY Exhausted **33.33%**

